


The new knife-setting device


Barkomat®

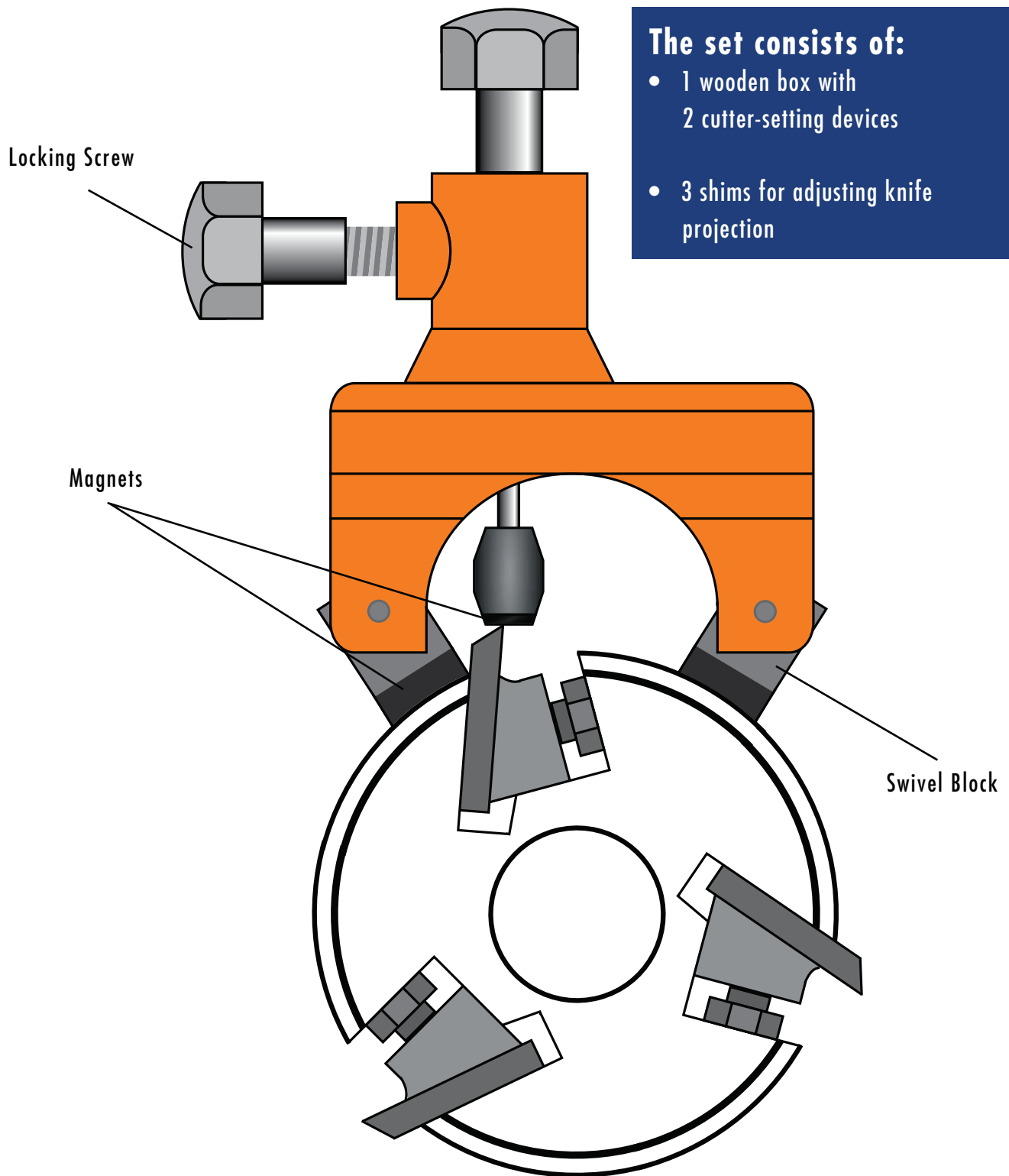


Convincing advantages:

- *for all cutterblock diameters and knife projections*
- *easy handling and precise position of the knives*

Extremely powerful permanent magnets pull the knives – even without any help of springs – up to the desired cutting projection.





The set consists of:

- 1 wooden box with
2 cutter-setting devices
- 3 shims for adjusting knife
projection

Instruction for use of Bark◉mat®:

1. Loosen fastening screws and set up Bark◉mat® on any place of the arbor for devicing.
2. Choose spacer (f.i. 1 mm) and display on arbor below single round magnet.
3. Press down single magnet on to spacer and fasten screw of single magnet-cylinder.
Instead of spacer you can take over high of 1 blade. Now Bark◉mat® is ready for use once and for all.
4. Move joint close to back of blade (see sketch) - blade does not have plenty place to move.
5. When making set from table sign the line for joints (wiggling of joints does not matter).
6. Fasten screws of clamping wedge always beginning in the middle to both ends.