


joinery machines

me range
edge banders for the advanced joinery



REV. N. 02 - 06.2021 - MFC STUDIO



SCM GROUP SPA
via Casale 450 - 47826 Villa Verucchio, Rimini - Italy
tel. +39 0541 674111 - fax +39 0541 674274
scm@scmgroup.com
www.scmwood.com



00L0590748C



All "Made in SCM Italy"

From casting iron to finished product.

Come see our production plants and touch the quality of SCM machines; you will be our guest.



me range

Flexibility in edge banding.

Edge banders for the advanced joinery.

SCM's objective is to guarantee customers high quality technologies which meet their requirements in such a way as to make SCM the partner for any needs.

automatic edge banders

me 40
page 4



me 35
page 5



me 28t
page 6



me 25
page 6



me 22
page 7



me 20
page 7



manual edge bander and trimming machine

e 20
page 18



t 20
page 22



The motors powers in this catalogue are expressed in S6, except where otherwise specified. In this catalogue, machines are shown in CE configuration and with options.

We reserve the right to modify technical specifications without prior notice, provided that such modifications do not affect safety as per CE norms.

automatic
edge banders
me 40
me 35



		me 40	me 35
Thickness of rolled edges	mm	0,4 ÷ 3	0,4 ÷ 3
Max. thickness of edges in strips	mm	5	5 (me 35 - me 35t) not valid for me 35tr
Min. ÷ max. panel height	mm	8 ÷ 50	8 ÷ 50
Min. panels length/width with rolled edges	mm	190 / 110	190 / 110 (me 35 - me 35t) 120 / 110 (me 35tr)
Feed speed	m/min	9	7

Find the complete technical specification at page 16



Pre-milling Unit
perfect joint line



Interchangeable Glue Pot
also for PU gluing



High Frequency
reliability and precision



Rounding Unit
brilliant idea



Control Panel
ease-of-use


Ease-of-use automatic edge banders, also with edging solid wood strips up to 5 mm thickness, offers the "very best" performance in edge banders at this level. The features, make them the perfect edge bander for small woodworking furniture and panel processing companies.

automatic
edge banders
me 28t
me 25
me 22
me 20



	me 28t	me 25	me 22	me 20
Thickness of rolled edges	mm 0,4 ÷ 3	mm 0,4 ÷ 3	mm 0,4 ÷ 2	mm 0,4 ÷ 2
Max. thickness of edges in strips (* End-Cutting unit excluded)	mm 5	mm 5	mm 5*	mm 5*
Min. ÷ max. panel height	mm 12 ÷ 50	mm 12 ÷ 50	mm 12 ÷ 50	mm 12 ÷ 50
Min. panels length/width with rolled edges	mm 190 / 110	mm 190 / 65	mm 190 / 65	mm 180 / 65
Feed speed	m/min 7	m/min 7	m/min 7	m/min 6

Find the complete technical specification at page 16




Gluing Unit efficiency




"Radius" End-Cutter practical and precise



Trimming Unit excellent finishing



Finishing Units superior quality



Control Panel ease-of-use

Automatic edge bander with glue pot to edge band, with great flexibility, with melamine edges, PVC and ABS up to 3 mm and wooden strips up to 5 mm.

automatic edge banders operating groups



me28t



me 40tr/me 40t/me 35tr/me 35t

perfect edge joint line
Pre-Milling Unit.
 me 40tr/me 40t/me 35tr/me 35t/me 28t
 Panel edge surface without any imperfections before the gluing operation. It utilizes 2 tools (1 tool for me 28t) with opposing rotation and timed intervention that, through the removal operation, corrects any panel imperfections caused by the saw cutting process and panel storage. The independent exhaust system and the air blowing device removes dust and chips from the panel.
 - Diamond cutters available as standard feature




me 28t/me 25/me 22

designed for a perfect finish
Panel Feed Speed
 By track (me 40/me 35).
 High productivity by the track feed speed. The encoder for feeding panel control (me 40) ensures the total working cycle control.



me 40/me 35

Conveying track (me 28t/ me 25/ me 22/me 20).
 The very best finishing of the panel edge is also guaranteed by the panel conveying track (exclusive solution), which prevents the panel having the feed affected by the typical pulses generated by the pinion of a traditional feed track and ensures a smooth and linear panel movement.



deal edge application
Gluing Unit.
 The glue is heated rapidly and evenly by the resistances. The **automatic lowering of the glue temperature** after a temporary halt in production when using the machine avoids burning of the glue. A new **innovative system of self-lubrication of the glue pot**, allows a more extensive use of the edge banding machine without the necessity of lubrication. Two rollers press the edge banding evenly and efficiently on to the panel edge. The glue spreading roller with electrical resistance inside provides a uniform glue spread and always at the maximum working temperature even on panels at the maximum working height. Glue pot rapid unlocking and PU glue pot are available as an option (me 40/me 35).

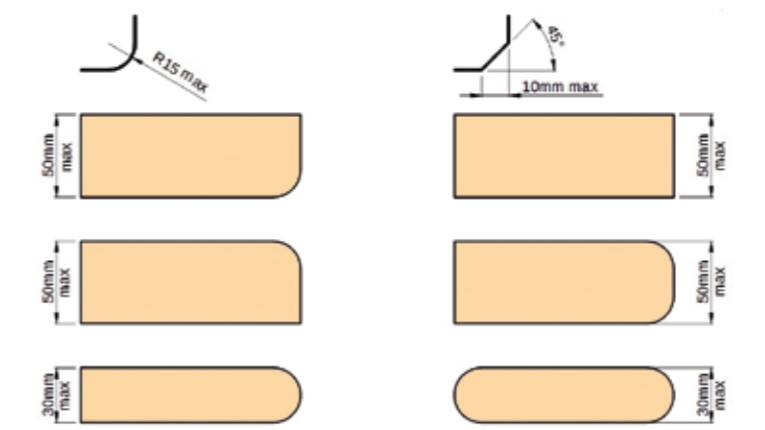
always precise when cutting
End-Cutting Unit.
me 40/me 35: the unit is equipped with a blade and a high frequency motor to provide the **best finishing quality** of the machined edge. Furthermore, the absence of belts or other driving systems prevents any vibration assuring **the best results at all times.** (A)
me 28t/me 25: optimal accuracy offered by the unit, with a cutter and an independent asynchronous motor. (B)
me 22/me 20: the efficient cutter ensures cutting always accurate. The reference is taken directly on the panel itself; consequently it doesn't require any adjustment. (C)



A

B

C



brilliant idea
Rounding Unit.
 me 40tr/me 35tr
 It carries out the rounding of thin and thick edges up to 3 mm, for the best panel finish quality.

automatic edge banders operating groups



me 28t



me 40t/me 35t



automatic edge banders electronic controls



ease-of-use
Control Panel.
Optimal managing of the machine thanks to the 4" graphic display with large and bright characters, keyboard with LED "soft touch" keys, adjustment and indication of the temperature for the glue pot.

brilliant idea

End-Cutting Unit with "Radius".

me 40t/me 35t/me 28t

The unit (optional for me 28t) allows you to make a radius on the corners of the edged panel without the need for the operator to have to finish by hand at a later stage: brilliant idea to a finished product of high quality.


quality finishing and versatility

Trimming Unit.

me 40/me 35: very high edge quality finishing with the rotating copiers.

The high frequency motors generate high cutter rotating speed, reducing to a minimum any marks left from trimming and guaranteeing the absence of vibrations. (A)

me 28t/me 25 ed me 22/me 20: the unit functions with slide copying to align perfectly to the work piece. (B) The cutters are designed for straight or radius trimming of any type of edge, whether it is thick or thin, made of PVC, ABS, melamine, laminate or wood. The edge thickness is easily set by means of two numerical readouts.



PLC Control System.

Simple and intuitive, it allows an easy selection of all the main functions and guides the operator during maintenance, cleaning and diagnostic operations.



automatic edge banders optional operating groups



high finish quality
Panel Heating Devices.
me 40/me 35/me 28t
They considerably improve the gluing quality by heating the panel before the glue application. The IR lamp is ideal for those who work in cold environments (me 40/me 35).



perfect radius on pvc/abs edges

Edge Scraping Unit.
me 40/me 35/me 28t/me 25/me 22
High finishing quality of plastic material edges thanks to the radius knives that ensure the complete elimination of any marks left from the trimming unit tools, all equipped with a **front and vertical disc copiers (me 40/me 35)**, and a user-friendly device for exclusion of the unit when it is not in use. The **numerical indicator for the horizontal adjustment (me 40/me 35)** enables a quick positioning of the unit during the processing of edges with different thicknesses.

ease-of-use

Automatic Loading for Edges in Strips.

me 40/me 35/me 28t/me 25
The solid wood strips are automatically loaded and synchronized with the introduction of the panels into the machine.



maximum efficiency

Glue Pot for PUR Glue with Rapid Purging System.

me 40/me 35
It is ideal to work with polyurethane glue or when using glues of different colors. The new **rapid purging system** highly increases the machine productivity, reducing downtimes for cleaning and glue replacement operations.



me 28t/me 25/me 22

optimal edge cleaning

Glue Scraping Unit.
me 40/me 35/me 28t/me 25/me 22
It eliminates any excess glue on the panel/edge joint. The **rotating copying device (me 40/me 35)** allows to perform even the most delicate panels.



reliable technology

Nesting Copying Devices.

me 40/me 35

The nesting copying devices, for the trimming unit and the edge scraping unit, enable to machine without any problem panels coming from "nesting" production cycle (with seats for hinges executed before the edge banding phase).

automatic
edge banders
optional
operating
groups

perfect finish quality
Spry-mist Device and Anti-adhesive
Unit for Edge Finish.
The units improve the panel
cleaning and polishing.



optimal finishing
Brushing Unit.
me 40/me 35/me 28t/me 25
With tilted, vertically adjustable motors
to optimize the cleaning/polishing
action on the panel edge.



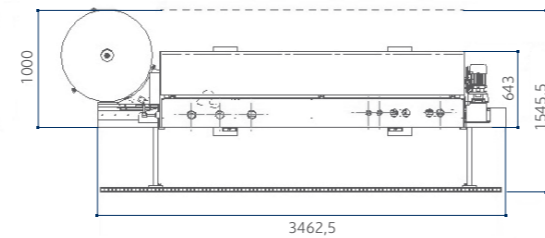
ergonomic
Lighting of the Machine Interior.
me 40/me 35
The **high efficiency LED lamp** improves the view of the operating units
inside the machine without needing to open its door.
This device is particularly useful for a safe observation of the
machine during the processing.



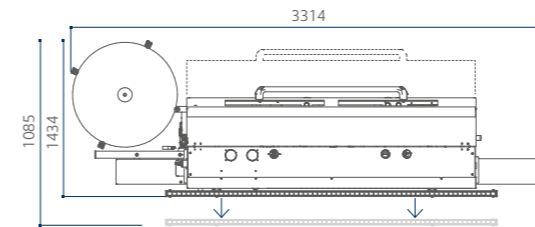
innovation at
everybody's reach
Grooving Unit.
me 40/me 35
The optional unit is able to perform
a slot on the panel directly on the
edging process, **without having**
to sacrifice the finishing and
cleaning units.



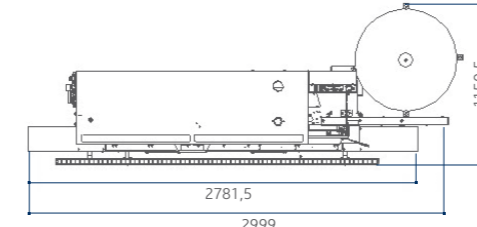
automatic edge banders technical data



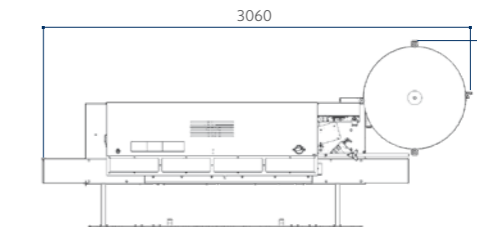
me 40



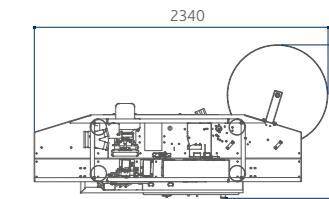
me 35



me 28t



me 25
me 22



me 20

TECHNICAL DATA		me 40	me 35	me 28t	me 25	me 22	me 20
Worktable dimensions	mm	3465 x 710	3000 x 525	2800 x 570	2600 x 530	2600 x 530	1950 x 180
Worktable height	mm	875	904	904	904	904	904
Thickness of rolled edges	mm	0,4 ÷ 3	0,4 ÷ 3	0,4 ÷ 3	0,4 ÷ 3	0,4 ÷ 2	0,4 ÷ 2
Thickness of edges in strips (*not valid for me 35tr)	mm	5	5*	5	5	2	2
Min. ÷ max. panel height	mm	8 ÷ 50	8 ÷ 50	12 ÷ 50	12 ÷ 50	12 ÷ 50	12 ÷ 50
Min. panels length / width with rolled edges	mm	190 / 110	190 / 110	190 / 110	190 / 65	190 / 65	180 / 65
Min. panel length cut only on the front	mm	120	120	120	120	120	120
Feed speed	m/min	9	7	7	7	7	6
Feeder motor power (S1)	kW	0,55	0,55	0,55	0,55	0,55	0,25
Pneumatic operating pressure	bar	6,5	6,5	6,5	6,5	6,5	6,5
Working temperature	°C	20 ÷ 190	20 ÷ 190	20 ÷ 190	20 ÷ 190	20 ÷ 190	20 ÷ 190
pre-milling unit (me 40tr/me 40t/me 35tr/me 35t/me 28t)							
Motor power (S1)	kW	2,2	2,2	2,2	-	-	-
Cutters rotating speed	rpm	7.200	7.200	7.200	-	-	-
Diamonds cutters (standard)		N.2 Ø 80 mm H=56 Z2	N.2 Ø 80 mm H=56 Z2	N.1 Ø 80 mm H=56 Z2	-	-	-
Stock removals	mm	0 ÷ 2	0,5 / 1 / 1,5 / 2	0,5 / 1 / 1,5 / 2	-	-	-
gluing unit							
Motor power (S1)	kW	0,18	0,18	0,18	0,18	0,18	0,18
Glue capacity	kg	~ 0,8	~ 0,8	~ 0,8	~ 0,8	~ 0,8	~ 0,8
end-cutting unit							
Motor power (*high frequency motor)	kW	0,19*	0,19*	0,37	0,37	-	-
End-cutting blade		Ø 125 mm Z20	Ø 125 mm Z20	Ø 90 mm Z20	Ø 90 mm Z20	knives	knives
Blade rotating speed	rpm	12.000	12.000	12.000	12.000	-	-
rounding unit							
Motor power (S1)	kW	0,35	0,35	-	-	-	-
Cutter		Ø 58 mm Z4	Ø 58 mm Z4	-	-	-	-
Cutter rotating speed	rpm	12.000	12.000	-	-	-	-
trimming unit							
Upper and lower motor power (*high frequency motors)	kW	2 x 0,35*	2 x 0,35*	0,75	0,75	0,55	0,55
Diamond cutters		Ø 55,3 mm Z3	Ø 55,3 mm Z3	Ø 75 mm Z4	Ø 75 mm Z4	Ø 75 mm Z4	Ø 75 mm Z4
Cutters rotating speed	rpm	12.000	12.000	9.000	12.000	12.000	12.000
additional technical features							
Exhaust outlets pre-milling unit, number / diameter	n./mm	60	2 / 80	80	-	-	-
Exhaust outlet gluing unit, diameter	mm	80	60	60	60	60	60
Exhaust outlets trimming unit, number / diameter	n./mm	60	2 / 60	-	-	-	-
Exhaust outlet on base structure, diameter	mm	-	-	120	120	120	120

MAIN OPTIONAL DEVICES	me 40	me 35	me 28t	me 25	me 22	me 20
Anti-adhesive Unit	O	O	-	-	-	-
Pre-Milling Unit	S ³⁻⁴	S ³⁻⁴	S	-	-	-
Panel Heating System	O	O	O	-	-	-
IR Lamp	O	O	-	-	-	-
Automatic Loading for Edges in Strips	S	S	S	S	S	S
Automatic Loading for Edges in Strips with Storage	O	O	O	O	-	-
Standard Gluing Unit	S	S	S	S	S	S
Glue Pot for PUR Glue with Rapid Purging System	O	O	-	-	-	-
End-Cutting Unit with Shear Device	-	-	-	-	S	S
End-Cutting Unit with Blade	S	S	S	S	-	-
End-Cutting Unit with "Radius"	S ³	S ^{3-*}	O	-	-	-
Rounding Unit	S ⁴	S ^{4-*}	-	-	-	-
Trimming Unit	S	S	S	S	S	S
Nesting Copying Device for Trimming Unit	O	O	-	-	-	-
Edge Scraping Unit	O	O	S	S	O	-
Nesting Copying Device for Edge Scraping Unit	O	O	-	-	-	-
Spry-mist Device for Edge Finish	O	-	-	-	-	-
Glue Scraping Unit	O	O	S ¹	S ¹	O	-
Brushing Unit	O	O	S ²	S ²	O	-
Grooving Unit	O	O	-	-	-	-
Lighting of the Machine Interior	O	O	-	-	-	-

¹ RC version

² SP version

³ T version

⁴ TR version

* instead of the standard End-Cutting Unit

S Standard

O Option

manual
edge bander
for straight
and shaped
panels
e 20



Designed to be an economic, reliable and practical machine for the edge banding of straight and shaped panels.

	e 20
Min. ÷ max. edge thickness	mm 0,4 ÷ 3
Min. ÷ max. edge height	mm 10 ÷ 84
Rolled edges height with shear device, 0,4 ÷ 1,5 mm / 0,4 ÷ 2,5 mm / 0,4 ÷ 3 mm thickness	mm 80 / 40 / 45
Min. panels length / width	mm 290 / 50
Min. internal radius (concave), 0,4 mm thickness	mm 25
Min. external radius (convex), 0,4 mm thickness	mm 5
Feed speeds	m/min 3 - 4 - 5 - 6 - 7 - 8
Installed motor power	kva 6,9
Coil holder plate diameter	mm 520
Worktable height	mm 850
Machine length / width (weight)	mm (kg) 1010 / 810 (250)

e 20
electronic
controls



performance just like a "bigger" edge bander
The **4,3" touch-screen electronic control** allows the management of the following functions:

- feed speed adjustment of the edge from 3 to 8 m/min.
- rapid glue heating system
- stand-by timed function
- manual working mode: the operator decides when starting the edge feeding (1st pedal pressure) and the edge cutting (2nd pedal pressure)




Programmed working mode.

- the operator enters the pre-set length of the edge, by pressing the pedal he starts the edge feeding and, at the desired length, the machine cuts the edge
- automatic calculation of the perimeter for common geometries as circle, ellipse, regular polygons, etc.

The electronic control enables the panel perimeter measuring for continuous complex geometries by sliding the panel on the powered roller.



e 20
operating
groups



excellent finishing
The machine is equipped with a **powered pressure roller** to facilitate the panel feeding during the machining.
The **3-roller outfeed fence (option)** improves the edge gluing quality on large dimensioned straight panels.

e 20
optional
operating
groups




maximum practicality
The **infeed fence** is extremely helpful in the processing of large dimensioned linear panels.

no surface damage to the
work piece during machining
Easy machining with the special **anti-scratch** phenolic multilayer **worktable** with modular holes complete with panel supports.




versatility
The mobile front extension makes easy the handling of large dimensioned pieces on the worktable.



best accuracy
The tilting worktable adjustable from 0 to 45° allows the simple edge banding of panels with sides not in square with reference to the support table.



gluing the most critical
edges without compromise
The teflon-coated hot melt glue pot, positioned underneath the worktable, with continuous glue circulation avoids burning of the glue.
It is possible to adjust the quantity of the glue to be applied on the edge.



manual
trimming machine
for straight
and shaped
panels
t 20



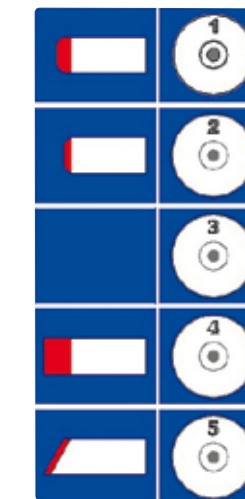
Designed with exclusive solutions, this trimming machine has a set up facility without comparison.

		t 20
Max. edge thickness	mm	4
Min. ÷ max. panel thickness	mm	14 ÷ 80
Min. panels length / width	mm	200 / 160
Min. internal radius, 0,4 mm thickness	mm	25
Min. external radius (convex), 0,4 mm thickness	mm	5
Installed motor power	kW	1,5
Exhaust outlets, number / diameter	n./mm	2 / 80
Worktable height	mm	850
Machine length / width (weight)	mm (kg)	1000 / 800 (200)

t 20
operating
groups



no adjustments,
only copying device
substitution
Rapid and precise set up during
machine changeover with the
interchangeable horizontal
copying device coupled with
the multifunction tools
(SCM exclusive system).



exact configuration for every type of machining
The two different interchangeable vertical copying devices, supplied as a standard feature,
facilitate the working on straight and shaped panels assuring the **very best results**.

maximum performance as standard
The diamond multifunction tools, supplied as standard,
provide a high quality finish and easy set-up as well
as a very long working life.



the best quality finish with
every type of material
due to the use of high frequency motors
equipped with an inverter for the
adjustment of the cutting speed.

no limit even
with tilted edges
The possibility to horizontally adjust the position
of the upper trimmer allows the machining of
tilted panels and to carry out a different edge
profile on the upper and lower edges.
• An example: edge with an R2 radius on the
upper edge and a straight edge
on the lower one.



PROMPT AND EXPERT TECHNICAL SUPPORT THROUGH A NETWORK OF 1000 TECHNICIANS AND AN INVENTORY OF 36,000 SPARE PARTS.

HIGHLY SPECIALISED TECHNICIANS, EFFICIENT MANAGEMENT AND 6 SPARE PARTS BRANCHES AROUND THE WORLD GUARANTEE A CLOSE, SAFE AND EFFECTIVE TECHNICAL SUPPORT.

SERVICE

SCM provides a service that goes beyond the purchase, to guarantee the long term performance of your technological production system and peace of mind for your business.

A COMPLETE RANGE OF AFTER-SALES SERVICES

- installation and start-up of machines, cells, lines and systems
- tailored training programs
- telephone support to reduce times and costs when machines are not working
- preventive maintenance programs to guarantee long term performance
- complete renovation of machines and plants to renew the added value of the investments
- custom upgrading to update machines and plants and meet new production requirements

 scmservice

SPARE PARTS

SCM Group can count on 140 spare parts professionals worldwide to meet any request with real time shipments.



36,000 SPARE PARTS

Our spare parts inventory, with a value of 12 million euros, covers every single machine



SPARE PARTS GUARANTEED

We guarantee also hard to find parts, with 3,5 million euros invested in "critical" spare parts.



IMMEDIATE AVAILABILITY

Over 90% of orders received are carried out the same day thanks to the huge inventory available.



6 BRANCHES AROUND THE WORLD

The spare parts service can count on worldwide support (Rimini, Singapore, Shenzhen, Moscow, Atlanta, São Bento do Sul)



500 SHIPMENTS A DAY

 scmspareparts



THE STRONGEST WOOD TECHNOLOGIES ARE IN OUR DNA

SCM. A HERITAGE OF SKILLS IN A UNIQUE BRAND

Over 65 years of success gives SCM the centre stage in woodworking technology. This heritage results from bringing together the best know-how in machining and systems for wood-based manufacturing. SCM is present all over the world, brought to you by the widest distribution network in the industry.

65 years history

3 main production sites in Italy

300.000 square metres of production space

20.000 machines manufactured per year

90% export

20 foreign branches

400 agents and dealers

500 support technicians

500 registered patents

In SCM's DNA also strength and solidity of a great Group. The SCM Group is a world leader, manufacturing industrial equipment and components for machining the widest range of materials.

SCM GROUP, A HIGHLY SKILLED TEAM EXPERT IN INDUSTRIAL MACHINES AND COMPONENTS

INDUSTRIAL MACHINERY

Stand-alone machines, integrated systems and services dedicated to processing a wide range of materials.



WOODWORKING TECHNOLOGIES



TECHNOLOGIES FOR PROCESSING COMPOSITE MATERIALS, ALUMINIUM, PLASTIC, GLASS, STONE, METAL

INDUSTRIAL COMPONENTS

Technological components for the Group's machines and systems, for those of third-parties and the machinery industry.



SPINDLES AND TECHNOLOGICAL COMPONENTS



ELECTRIC PANELS



METALWORK



CAST IRON

